

## **21st Century Student Outcomes**

The elements described in this section as “21st century student outcomes” (represented by the rainbow) are the skills, knowledge and expertise students should master to succeed in work and life in the 21st century.

### **1. Core Subjects (the 3 Rs) and 21st Century Themes**

### **2. Learning and Innovation Skills**

- Creativity and Innovation
- Critical Thinking and Problem Solving
- Communication and Collaboration

### **3. Information, Media and Technology Skills**

- Information Literacy
- Media Literacy
- ICT Literacy

### **4. Life and Career Skills**

To sum up, it means thinking critically and creatively, about information and about communication, as citizens of the global community, while using ICT responsibly and ethically

---

## **Apps for bloom's taxonomy**

2014 Spring Conference sharing in Chapmen University:  
How do I use iPads in my classroom

---

<b>CREATE</b>	<ul style="list-style-type: none"><li>– <b>BUILD</b> a resource board for a unit as a class with a community board</li><li>– <b>PLAN</b> an event by collecting ideas &amp; organizing tasks on a board</li><li>– <b>DESIGN</b> a mockup marketing board for a new company</li><li>– <b>INVENT</b> a new feature for Pinterest</li><li>– <b>CURATE</b> a news board with pins to credible news articles</li></ul>
<b>EVALUATE</b>	<ul style="list-style-type: none"><li>– <b>PREDICT</b> Pinterest trends based on repins &amp; likes</li><li>– <b>CONVINCE</b> someone of an argument with only 10 pins</li><li>– <b>JUSTIFY</b> Pinterest as a valid source of information</li><li>– <b>ASSESS</b> a Pinterest user's credibility and reach</li><li>– <b>CONDUCT A DEBATE</b> on a topic using comments &amp; pins for evidence</li></ul>
<b>ANALYZE</b>	<ul style="list-style-type: none"><li>– <b>COMPARE &amp; CONTRAST</b> Pinterest to other forms of social media</li><li>– <b>EXAMINE</b> famous people's pinboards for bias</li><li>– <b>ADVERTISE</b> for a product with a pinboard</li><li>– <b>IDENTIFY</b> what a credible pin looks like on Pinterest</li></ul>
<b>APPLY</b>	<ul style="list-style-type: none"><li>– <b>PARAPHRASE</b> pinned articles with captions</li><li>– <b>TRANSLATE</b> a board &amp; its captions into another language</li><li>– <b>ILLUSTRATE</b> concepts by pinning descriptive images with no captions</li><li>– <b>COLLECT</b> current events articles &amp; images as a class</li></ul>
<b>UNDERSTAND</b>	<ul style="list-style-type: none"><li>– <b>CLASSIFY</b> objects by organizing pins into relevant boards</li><li>– <b>SUMMARIZE</b> texts visually with a limited amount of pins</li><li>– <b>CONVERT</b> a written bibliography into a pinboard</li><li>– <b>RETELL</b> a story using pins and captions</li></ul>
<b>REMEMBER</b>	<ul style="list-style-type: none"><li>– <b>LABEL</b> by pinning images &amp; adding captions</li><li>– <b>LIST</b> terms and objects with pins &amp; captions</li><li>– <b>DEFINE</b> vocabulary on a board with captions &amp; an image of the term</li></ul>

© TEACHBYTES

# 2014 Spring Conference sharing in Chapmen University: How do I use iPads in my classroom



<http://www.coetail.com/vzimmer/files/2013/02/iPadagogy-Wheel.001.jpg>

## Useful links: online resources for teachers

1. <http://web2-4languageteachers.wikispaces.com/iPad+apps>
2. <http://www.educatorstechnology.com/2012/07/top-20-free-digital-stotyelling-apps.html>
3. <http://www.educatorstechnology.com/2012/07/a-quick-guide-on-blooms-taxonomy-apps.html>
4. <http://www.educatorstechnology.com/2012/12/a-list-of-all-best-ipad-apps-teachers.html>
5. <http://www.tcea.org/ipad>
6. <http://appadvice.com/applists/show/apps-learn-chinese>

2014 Spring Conference sharing in Chapman University:  
How do I use iPads in my classroom





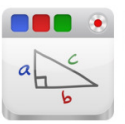


---

## Sample lesson plan

The following lesson ideas utilize several free apps available for the iPad. These are basic lesson ideas that demonstrate the concept with specific content areas, but can be applied with a variety of curricular areas and grade levels.

---

### Digital Storytelling Assignment: 酋长，老鹰爷爷的故事

<b>Objective 1:</b>	Identify major characters and new word from the story	Apps that fit into the "remembering" stage improve the user's ability to define terms, identify facts, and recall and locate information.
<b>Apps Needed:</b>		
<b>Objective 2:</b>	Define vocabulary from the story	
<b>Apps Needed</b>	 Dictionary	Apps that fit into this "understanding" stage provide opportunities for students to explain ideas or concepts. Apps that fit into the "creating" stage provide opportunities for students generate ideas, design plans, and produce products
<b>Objective 3:</b>	Summarize and identify the key point of the story	
<b>Apps Needed:</b>		
<b>Objective 4:</b>	Tell the story in your ways	
<b>Apps Needed:</b>	   	

Words from the bottom of my heart:

We, Chinese Language Teacher, shall manipulate digital tools as powerful teaching aids to enhance the teaching and learning but shall not be manipulated.